



PPFD TEST REPORT -SUNRAY650LED


POWER:605W

PF:0.986

TEMPERATURE LED CHIP:83°C

TEMPERATURE HEATSINK:65.5°C

CRI:3527K



SUNRAY650

PPFD 1.2m X 1.2m 30CM

101.32	139.07	187.22	216.75	222.16	219.15	180.32	138.80	100.01
150.62	232.19	350.90	453.60	474.26	472.22	405.38	297.92	169.56
239.25	459.29	755.97	974.03	1086.5	1014.3	849.19	547.48	307.64
390.74	797.85	1601.2	2081.5	2263.0	2093.6	1784.2	975.49	475.28
481.95	1130.7	2271.6	3150.9	3370.1	3213.7	2522.9	1307.9	552.74
419.07	959.76	1793.8	2476.5	2588.3	2396.4	1880.6	1043.4	449.34
284.27	577.19	928.99	1186.0	1316.5	1247.2	936.96	638.38	315.08
163.64	285.33	432.90	545.67	560.25	539.47	447.18	289.35	180.26
97.60	138.16	193.97	229.07	246.06	233.96	205.51	150.33	108.12

Cover Area: 1.2m X 1.2m

Height fixture above canopy:30cm

PPFD valu:

650W 30CM

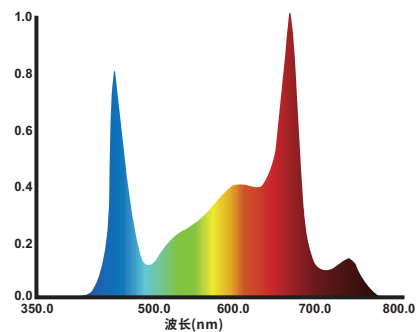
Average: 828 μ Mol/m²/s

Maximun: 3370 μ Mol/m²/s

Minimum: 97 μ Mol/m²/s

Color	Blue	White	Hyper-Red
(nm)	455	3000K 5000K	665

RGB ratio: R=25.1% G=70.2% B=4.7%




POWER:605W

PF:0.986

TEMPERATURE LED SHIP:83°C

TEMPERATURE HEATSINK:65.5°C

CRI:3546K



SUNRAY650

PPFD 1.2m X 1.2m 60CM

201.37	260.26	325.35	361.49	372.16	358.95	316.24	257.29	205.18
266.99	357.21	465.47	528.84	570.91	535.60	471.43	380.86	279.79
357.52	485.59	653.98	763.93	800.04	740.21	675.57	541.9	387.52
414.91	633.31	832.34	992.26	1089.9	1003.9	878.30	671.34	468.91
456.15	674.66	919.01	1112.1	1188.6	1121.8	959.36	732.93	502.14
431.43	622.51	845.07	989.55	1085.2	1024.4	878.40	660.79	460.71
356.82	491.96	669.37	770.55	848.11	787.73	693.07	533.70	378.42
266.32	371.33	465.67	538.84	591.49	561.30	510.80	396.65	289.87
191.09	248.82	317.42	359.50	385.98	371.99	341.15	274.21	218.25

Cover Area: 1.2m X 1.2m

Height fixture above canopy:60cm

PPFD valu:

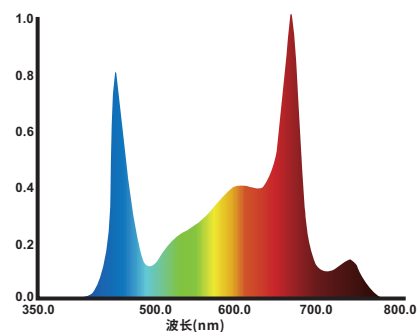
650W 60CM

Average: 565μMol/m²/s

Maximun: 1121μMol/m²/s

Minimum: 191μMol/m²/s

RGB ratio: R=25.1% G=70.2% B=4.7%



Color	Blue	White	Hyper-Red
(nm)	455	3000K 5000K	665


POWER:605W

PF:0.986

TEMPERATURE LED SHIP:83°C

TEMPERATURE HEATSINK:65.5°C

CRI:3579K



SUNRAY650

PPFD 1.2m X 1.2m 90CM

196.35	236.40	268.51	304.77	315.29	294.37	278.22	246.52	206.81
238.88	285.07	340.40	373.07	393.54	376.72	350.59	308.30	251.47
277.18	337.15	400.95	445.08	468.86	455.79	419.19	363.30	301.38
310.81	383.77	461.86	515.84	535.95	522.15	481.33	407.24	339.87
323.25	407.80	479.99	539.78	565.23	547.71	506.62	430.02	351.36
318.16	392.06	464.55	520.72	542.00	526.00	481.92	411.76	334.54
286.45	351.63	345.63	375.19	395.13	401.94	373.99	322.43	259.49
245.08	296.15	345.63	375.19	395.13	401.94	373.99	322.43	259.49
197.28	232.86	273.70	306.33	313.70	329.59	296.12	263.16	213.74

Cover Area: 1.2m X 1.2m

Height fixture above canopy:90cm

PPFD valu:

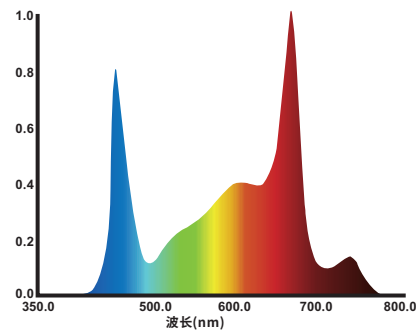
650W 90CM

Average: 364μMol/m²/s

Maximun: 565μMol/m²/s

Minimum: 196μMol/m²/s

RGB ratio: R=25.1% G=70.2% B=4.7%



Color	Blue	White	Hyper-Red
(nm)	455	3000K 5000K	665


POWER:605W

PF:0.986

TEMPERATURE LED CHIP:83°C

TEMPERATURE HEATSINK:65.5°C

CRI:3579K



SUNRAY650

PPFD 1.2m X 1.2m 150CM

141.17	154.89	162.86	165.82	168.04	169.05	162.93	153.51	140.02
154.67	167.61	176.51	182.83	182.37	182.02	176.91	165.84	151.00
165.76	176.94	187.15	197.47	195.96	195.19	188.35	175.66	160.53
171.56	183.57	196.42	203.36	209.83	204.61	196.25	185.14	167.32
169.95	184.63	199.78	205.69	211.38	207.08	198.83	195.90	171.86
166.60	181.49	195.50	203.35	207.11	204.72	196.52	183.52	167.06
159.25	173.14	186.58	194.10	197.63	195.69	188.28	175.75	161.97
148.91	161.70	173.47	181.32	184.00	182.84	177.08	166.61	150.48
133.79	145.56	155.67	163.75	165.54	166.22	160.79	151.00	138.11

Cover Area: 1.2m X 1.2m

Height fixture above canopy:150cm

PPFD valu:

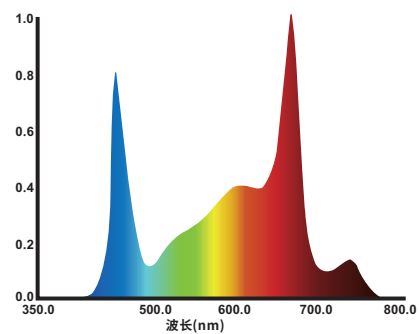
650W 150CM

Average: 176μMol/m²/s

Maximun: 211μMol/m²/s


Minimum: 133μMol/m²/s

RGB ratio: R=25.1% G=70.2% B=4.7%



Color	Blue	White	Hyper-Red
(nm)	455	3000K 5000K	665

POWER:605W
 PF:0.986
 TEMPEARATURE LED SHIP:83°C
 TEMPEARATURE HEATSINK:65.5°C
 CRI:3605K



SUNRAY650

PPFD 1.2m X 1.2m 200CM

101.48	107.65	112.03	115.78	112.59	111.83	111.15	109.84	103.80
105.36	111.74	116.32	117.63	117.72	118.17	116.07	114.08	111.30
108.42	114.88	119.81	121.29	124.87	122.62	121.93	115.90	114.42
108.80	115.21	122.32	124.81	127.00	124.67	123.15	116.77	113.15
110.41	118.89	122.65	125.35	127.74	125.07	123.68	117.75	113.21
109.42	115.76	120.78	123.69	125.18	122.66	121.43	117.30	111.68
106.99	112.61	117.85	120.79	122.01	120.97	119.32	114.94	109.04
102.33	108.09	112.53	115.61	116.87	114.34	114.33	110.37	105.08
96.91	101.24	105.66	107.97	110.29	109.35	108.25	104.15	98.60

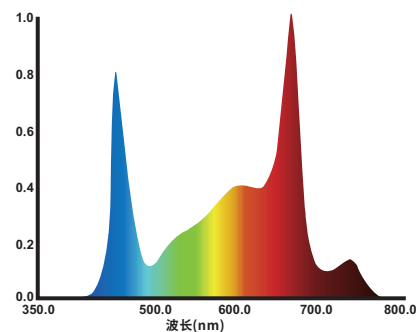
Cover Area: 1.2m X 1.2m
 Height fixture above canopy:200cm

PPFD valu:
 650W 200CM

Average: 114 μ Mol/m²/s
 Maximun: 127 μ Mol/m²/s
 Minimum: 96 μ Mol/m²/s

Color	Blue	White	Hyper-Red
(nm)	455	3000K 5000K	665

RGB ratio: R=25.1% G=70.2% B=4.7%



Contact

☎ 0757—86669696 🌐 www.growspec-inc.com ✉ sales@growspec-inc.com
 📍 Yuxin Industry Zone, Shishan Town, Nanhai, Foshan, Guangdong, China



GROWSPEC